
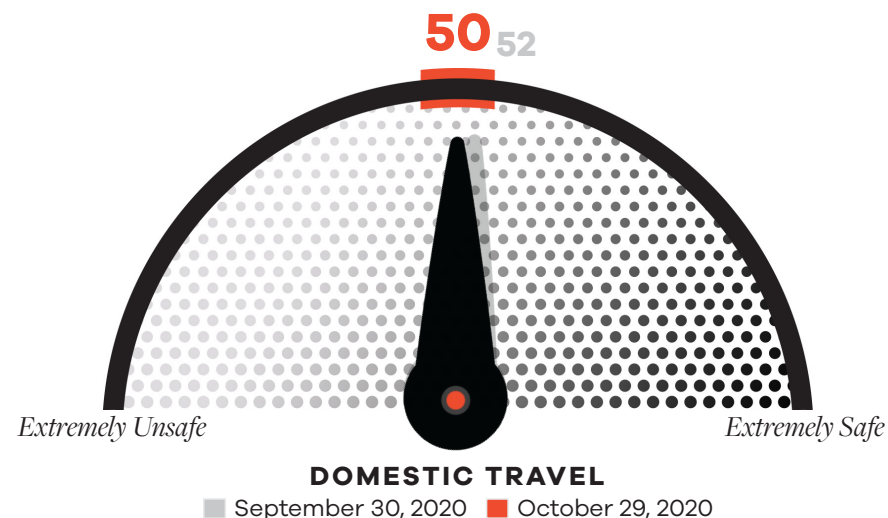


November 06, 2020

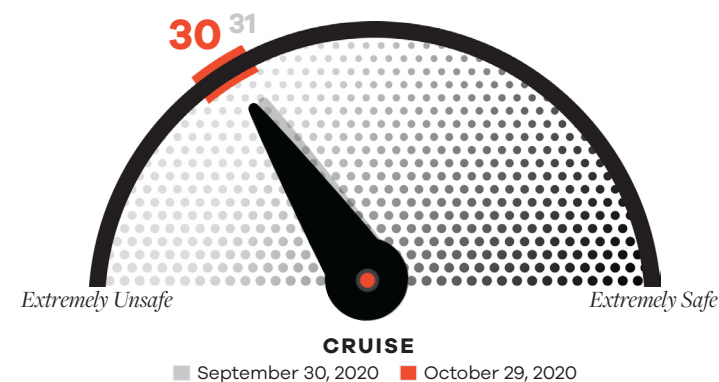
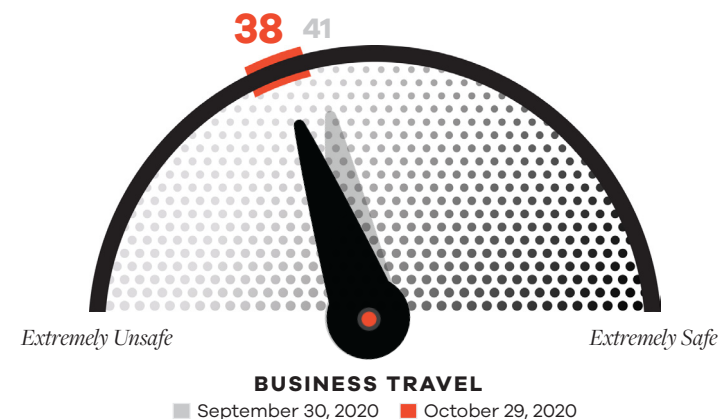

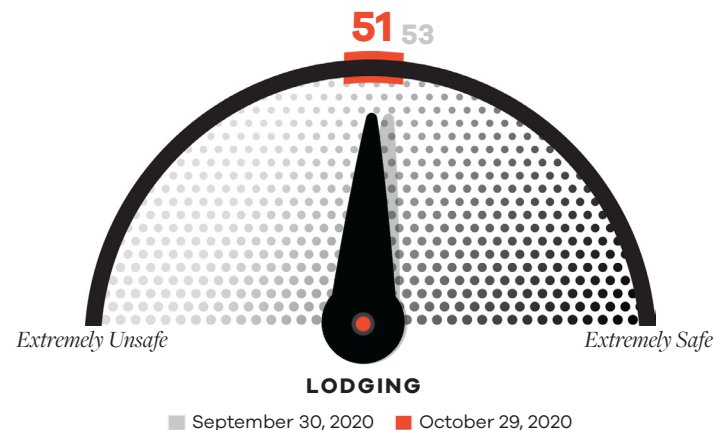
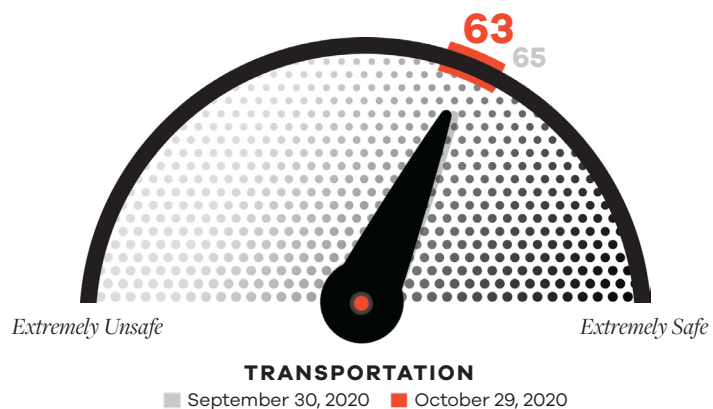
TRAVEL SAFETY Barometer

Perceptions of Travel Safety Level Off in Wake of Spike in COVID-19 Cases

Amid the news of rising COVID-19 cases across the country and the arrival of flu season, travelers' expectations of travel safety have been tempered a bit in the most recent survey results. After rising steadily for the past couple of months, the MMGY Travel Safety Barometer scores for both domestic and international travel reversed course and declined slightly.

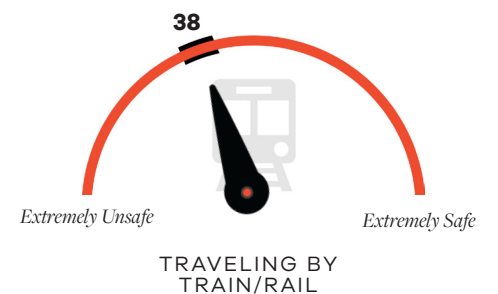
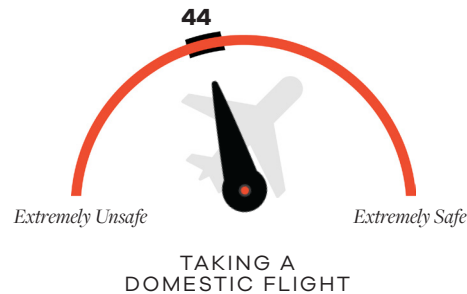
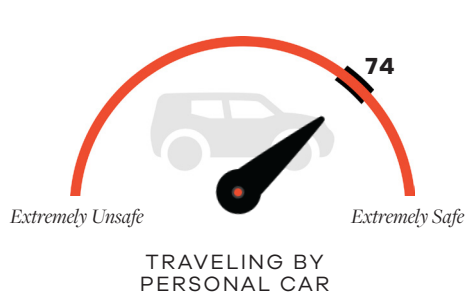
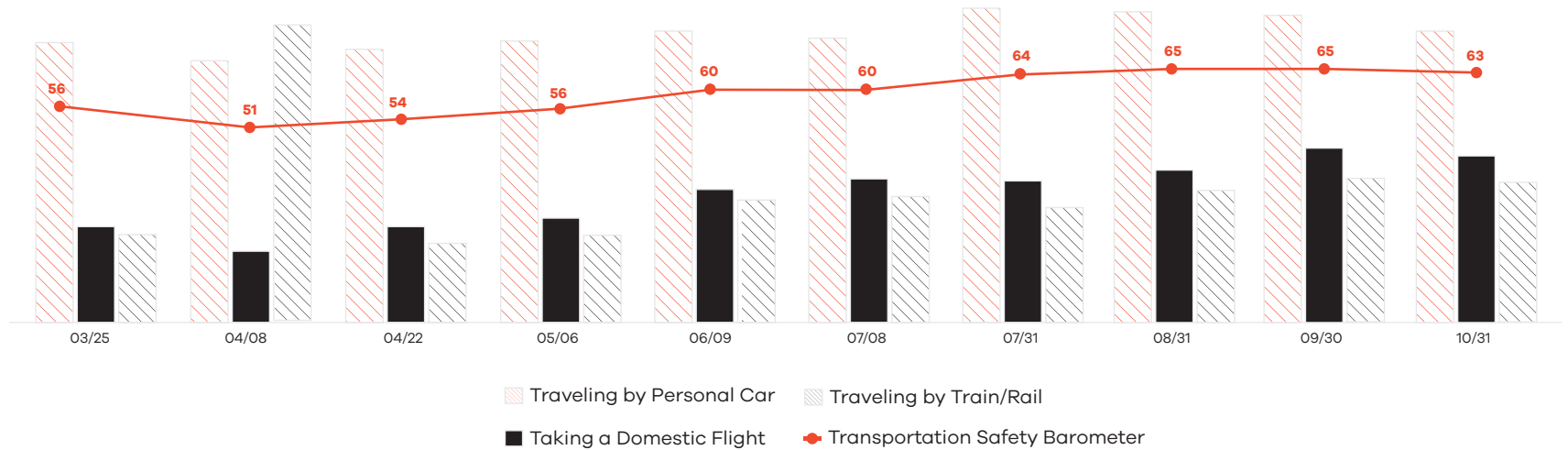
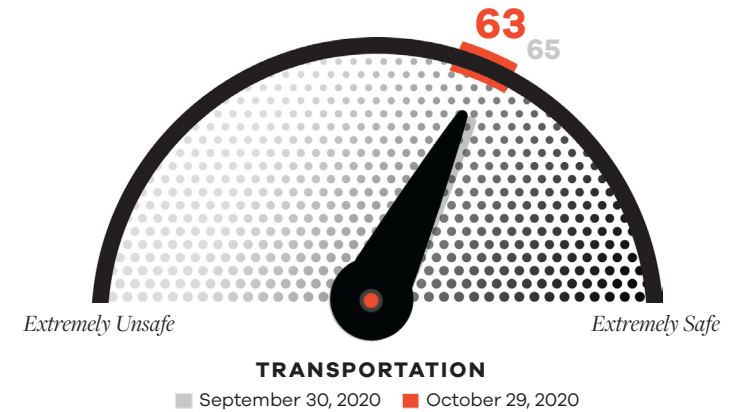


Perhaps it was inevitable as we enter the season of colder weather for much of the nation, but all Travel Safety Barometer scores showed slight declines in the November report. These trends were aligned with a similar decline in travel intentions as reported in the MMGY Travel Intentions Pulse Survey for November.



Traveling by Personal Car Still Deemed Safest by Far

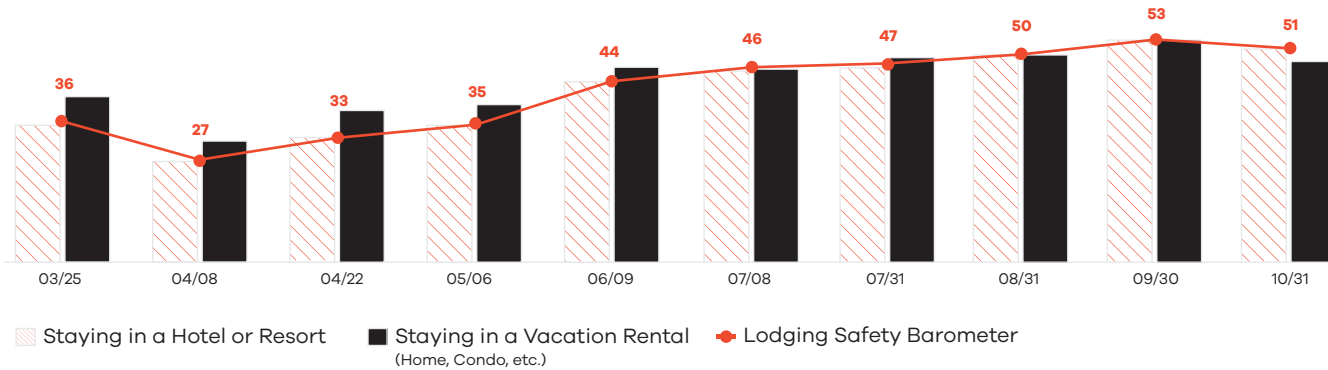
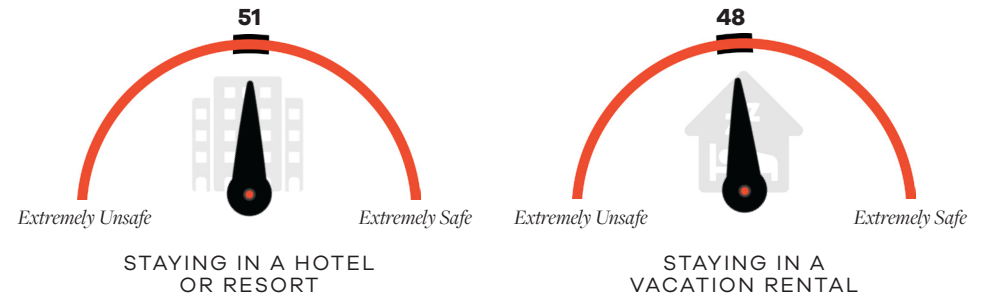
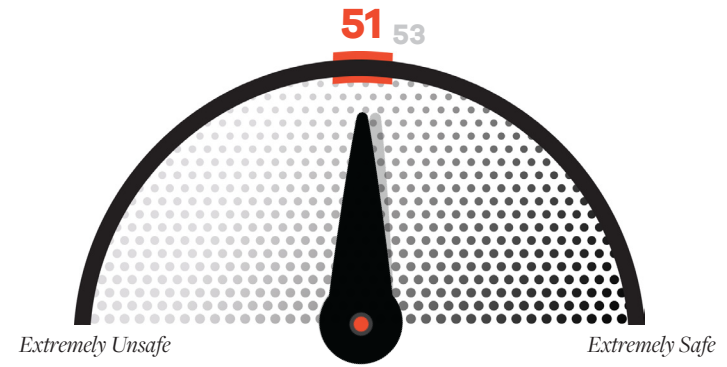
All safety barometers that make up the Transportation Safety Barometer score showed slight reductions this month compared to last. Traveling by personal car continued to lead all other safety barometer scores in all categories with a 74 on a 0-100 scale, down 3 points from the October report.



LODGING

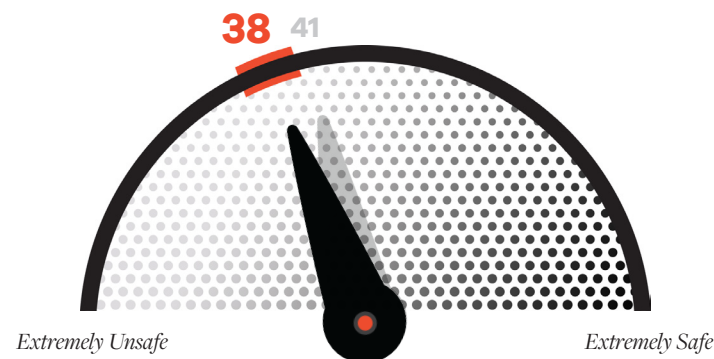
Lodging Safety Score Remains Over 50

Although the Lodging Safety Barometer score for November remained above 50 at 51, it fell two points compared to its October score of 53. Previous to this wave, the Lodging score had increased for 7 consecutive waves.



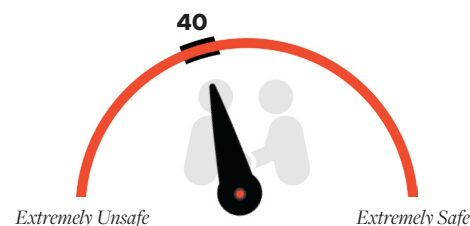
Business Travelers Report Feeling Slightly Less Safe in Most Recent Wave

After increasing 3 points last month, the Business Travel Safety Barometer dropped those same 3 points this month to return to 38 on a 0-100 scale. Both scores that make up this barometer score – namely the barometer for attending an off-site business meeting and the one for attending a conference or convention – declined modestly compared to last month.

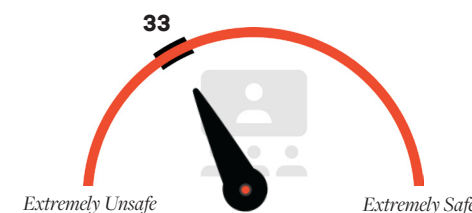


BUSINESS TRAVEL

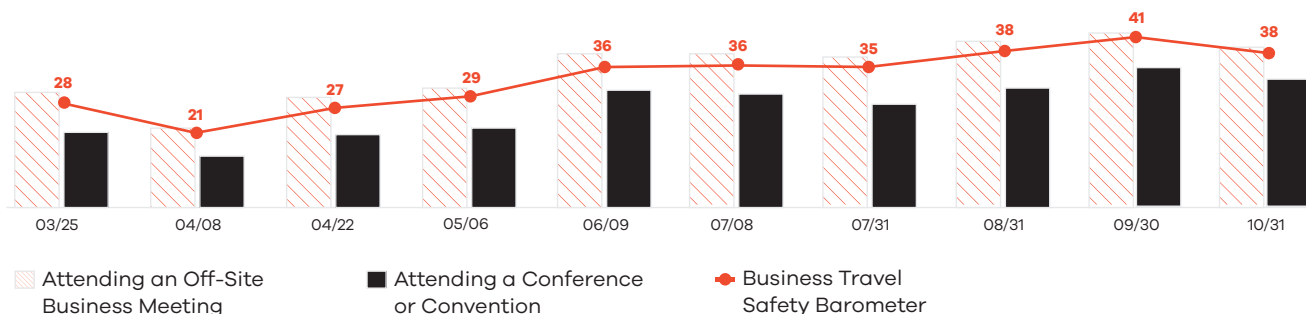
■ September 30, 2020 ■ October 29, 2020

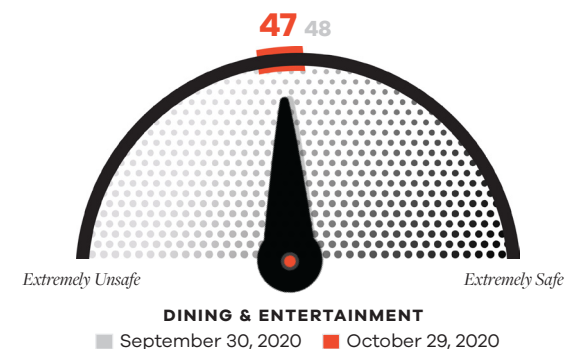
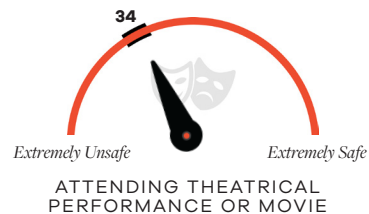
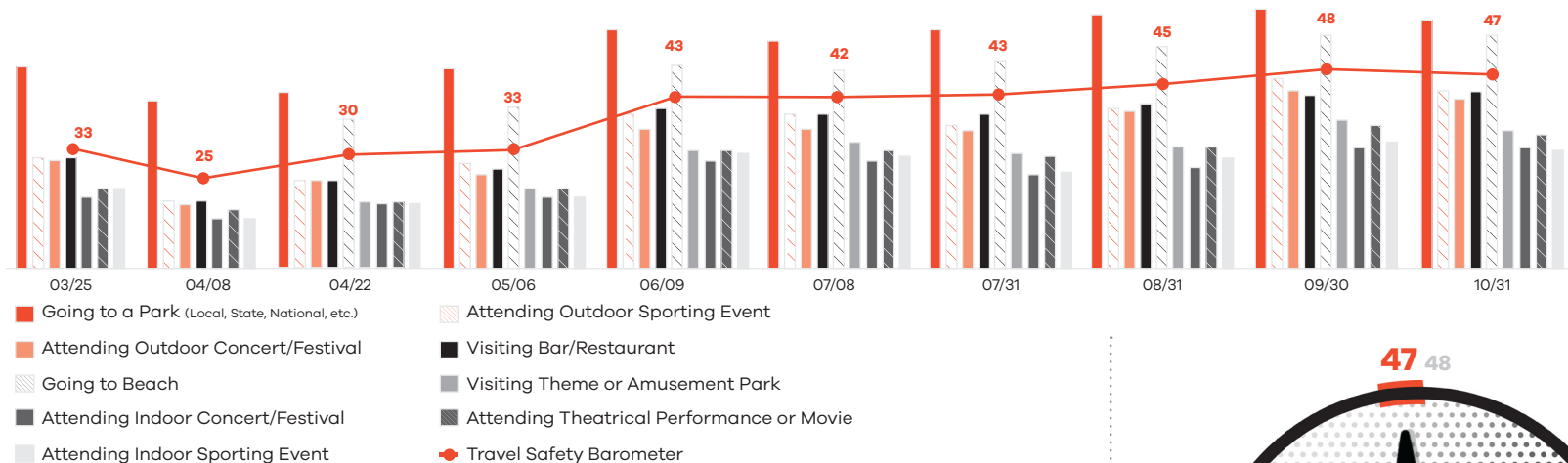


ATTENDING AN OFF-SITE BUSINESS MEETING



ATTENDING A CONFERENCE OR CONVENTION






Travel Entertainment Safety Perceptions Remain Steady

While the composite barometer score for overall Dining & Entertainment dropped 1 point from 48 to 47 this month, the individual barometer scores for the various activities measured remained largely unchanged. Interestingly, visiting a bar or restaurant and attending an indoor concert actually rose slightly although both remain relatively low overall.

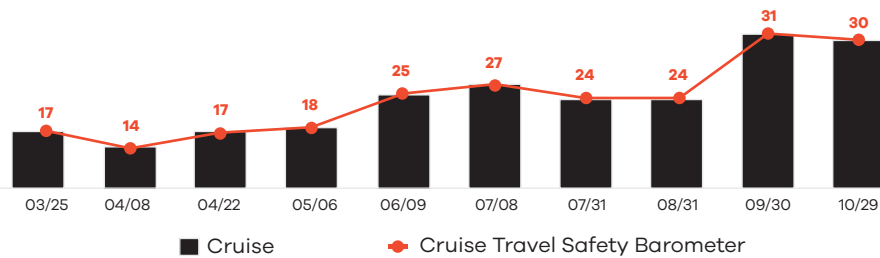
Cruise Safety Perceptions Flatten After Rising Significantly Last Month

As the CDC removes restrictions placed on cruises from U.S. ports, the industry will have to convince prospective passengers their ships are safe, clean and waiting for their arrival. The November report shows perceptions of cruise safety remained steady at 30 compared to 31 last month. However, this remains quite low overall compared to other forms of travel.



CRUISE

■ September 30, 2020 ■ October 29, 2020



METHODOLOGY

All barometric values are based on response data from the MMGY Travel Intelligence TIPS tracking survey monitoring consumer sentiment around travel during COVID-19. This nationally representative study surveys 600 leisure travelers and 600 business travelers biweekly between late March and mid-May 2020 and monthly beginning in June 2020. Final values to date were calculated by weighting all variables based on the latest travel performance data from the company's proprietary DK Shiftlet performance data.

© 2020 MMGY Global

Source: MMGY Global Travel Safety Barometer; November 06, 2020

MMGY Travel Intelligence

Chris Davidson
EVP, Insights & Strategy

(816) 300-5122
CDavidson@mmgyintel.com
www.MMGYIntel.com